

Overview - Public Entities Quarterly Reporting

Approved receipts

69.9

174.0%

Approved spending

(Blank)

0.0%

Surplus/(deficit)

69.9

- ☐ R billion
- ☒ R million
- ☐ R thousand

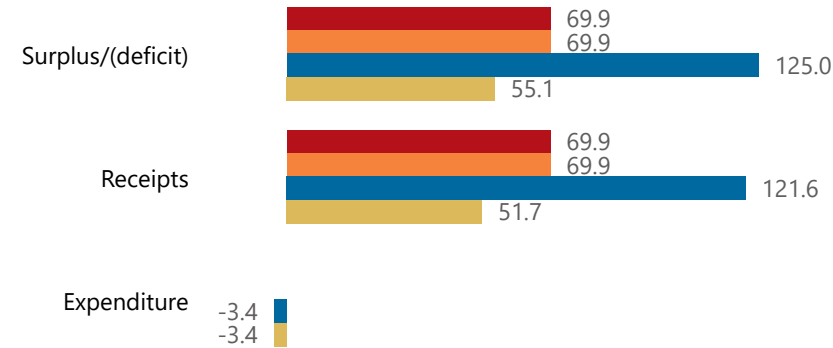


national treasury

Department:
National Treasury
REPUBLIC OF SOUTH AFRICA

Consolidation

● Approved ● Forecast ● YTD ● Variance



Composition of receipts



Quarter

4

Cluster

All

Department

International Relations and Coopera... ▾

Entity

African Renaissance and Internationa... ▾

Composition of spending



Functional grouping



Spending by PFMA schedule



Public Entities Receipts

Approved sales of G&S

(Blank) (Blank)

Approved transfers

52.1 100.0%



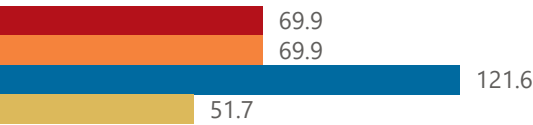
national treasury

Department:
National Treasury
REPUBLIC OF SOUTH AFRICA

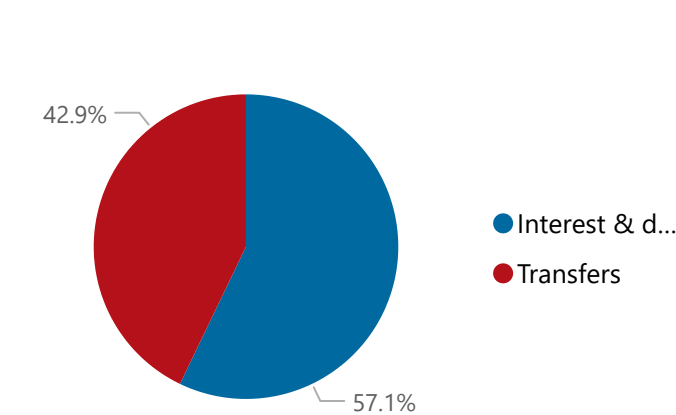
- ☐ R billion
- ☒ R million
- ☐ R thousand

Actual vs Forecast

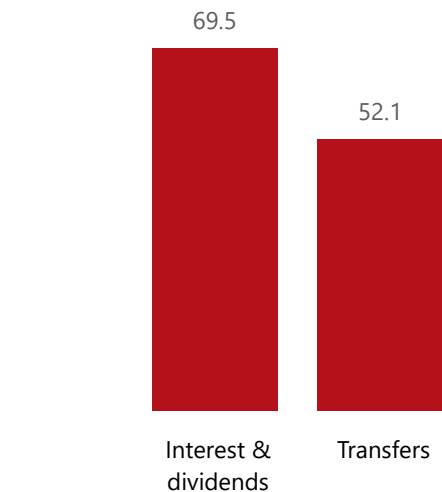
● Approved ● Forecast ● YTD ● Variance



Composition of receipts



Top 5 Receipts



Quarter

4

Cluster

All

Department

International Relations and Coopera... ▾

Entity

African Renaissance and Internationa... ▾

Top 5 Transfers



Receipts

Level 3	Approved	YTD	% YTD
+ Interest & dividends	17.8	69.5	57.1%
+ Transfers	52.1	52.1	42.9%
Total	69.9	121.6	100.0%

Public Entities Spending

Approved CoE

(Blank)

(Blank)

Approved G&S

(Blank)

(Blank)

Approved transfers

(Blank)

174.0%

- ☐ R billion
- ☒ R million
- ☐ R thousand



national treasury

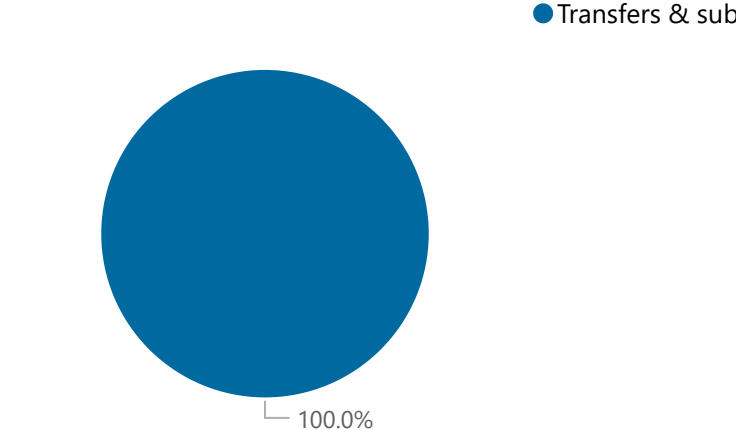
Department:
National Treasury
REPUBLIC OF SOUTH AFRICA

Actual vs Forecast

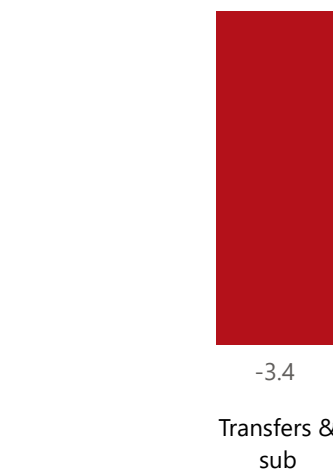
● Approved ● Forecast ● YTD ● Variance



Composition of spending



Top 5 Goods & services



Capital assets

Spending

Level 3	Approved	YTD	% YTD
⊕ Transfers & sub		-3.4	100.0%
Total		-3.4	100.0%

Quarter

4

Cluster

All

Department

International Relations and Coopera...

Entity

African Renaissance and Internationa...